

Software

- [Reaper](#)
- [Ableton Live](#)
- [Audacity](#)
- [Adobe Audition](#)

Reaper

Reaper is a cost-effective and highly customizable digital audio workstation (DAW) used by musicians, audio professionals and artists. Its key benefits include:

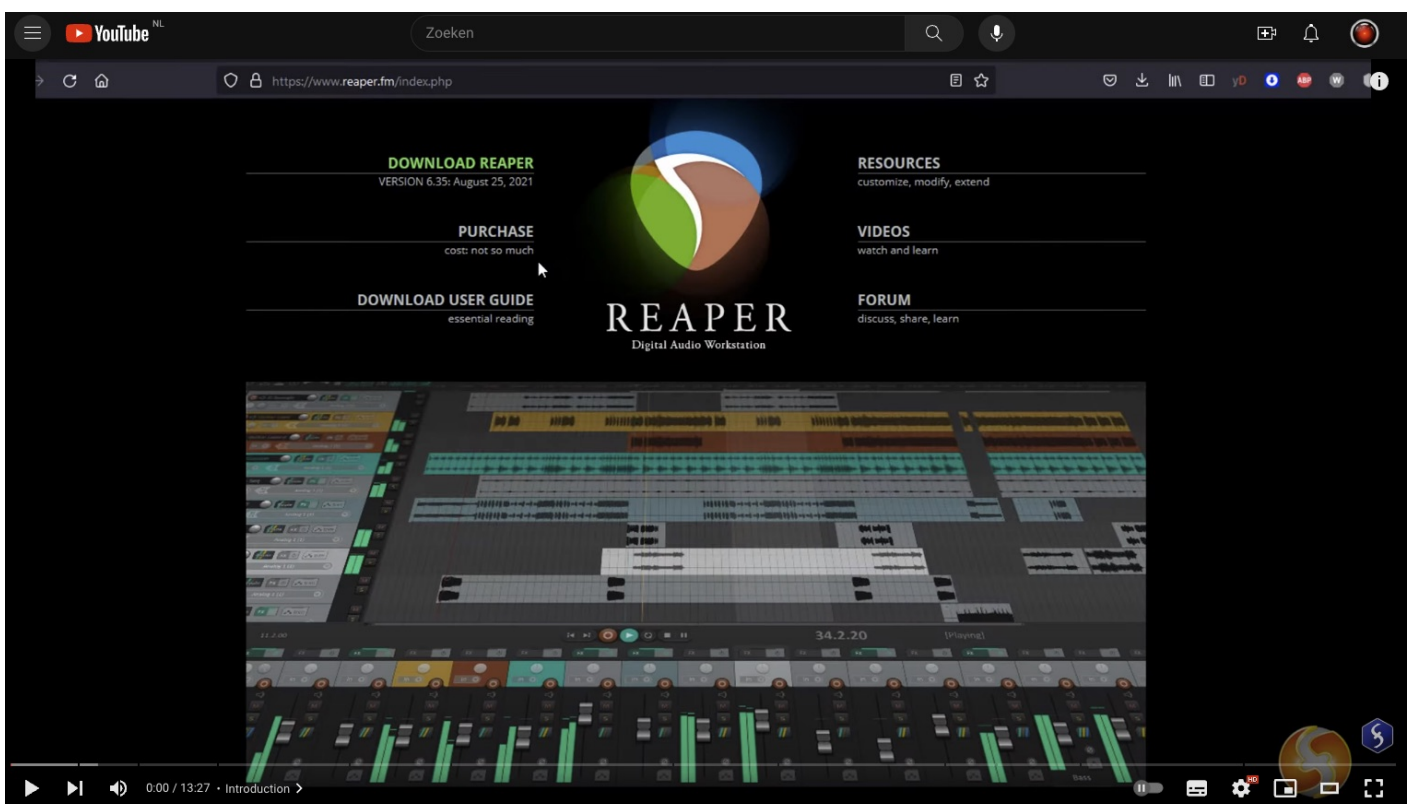
1. **Affordability:** Professional-grade features at a budget-friendly price.
2. **Customizability:** Tailor the software to your workflow with customizable shortcuts and themes.
3. **Efficiency:** Runs smoothly on a wide range of computer setups.
4. **Multitrack Recording:** Excellent for multitrack recording and editing.
5. **Plugin Compatibility:** Seamlessly integrates with third-party VST and AU plugins.
6. **Cross-Platform:** Available for both Windows and macOS.
7. **Active Community:** Access to a vibrant user community and support forums

A 60 day trial is available at <https://www.reaper.fm/> or you can buy discounted license.

(although reaper is worth the license, users have reported the evaluation period to be infinite, so... just try..)

Learn

click image to go to website



Reaper - Tutorial for Beginners in 13 MINUTES! [COMPLETE]

[DOWNLOAD REAPER](#)

Version 6.82: August 23, 2023

[PURCHASE](#)

[DOWNLOAD USER GUIDE](#)



[RESOURCES](#)

[VIDEOS](#)

[FORUM](#)

▶ 0:00



choose a video below:

○ Latest Videos

- NEW:** Mixing Acoustic Guitars
- NEW:** Mixing Electric Guitars - Part I
- NEW:** Mixing Electric Guitars - Part II
- NEW:** Mixing Lead Vocals
- NEW:** Panning in a Mix
- NEW:** Changing the Time Signature
- NEW:** Separating Drums in a Loop
- NEW:** Remove Unwanted MIDI Notes

▶ First MIDI Song

▶ Mixing in REAPER

▶ Recording Your Band

▶ Loop Based Prod

○ Start Here

- How to Watch My REAPER Videos (New Users)
- Why REAPER
- What's New in REAPER 6
- Top 5 FX Plugins You Need to Buy

First Settings to Adjust

- Part 1
- Part 2
- Part 3

▶ This is REAPER 6

▶ FREE Virtual Instrument Plugins

▶ Setting Up Shop

▶ Why and How to Use

▶ Useful Techniques

- Mixing Faster with a Mouse
- Mixing FX and Sends Faster with a Mouse
- Double Click - Volume Fader
- Mix Like an Old Pro
- How to Glue a Mix
- Processing Audio on Import
- Fastest Way to Create Tracks
- Doubling Guitar Tracks
- Guitar MIDI Footswitch
- The 80's Huge Snare Technique
- Playback To or Record From Your Phone
- Send Mixes Live to Clients Online
- Uninterrupted Playback
- Passive Listening
- Creating a Scratch Pad
- Set Up to Mix Quickly
- Top Down Mixing
- NEW:** Separating Drums in a Loop
- Cutting Up Musical Loops

free signup voor an e-book on [podcast editing in reaper](#)

Ableton Live

Ableton Live is a popular digital audio workstation (DAW) known for its real-time performance capabilities, intuitive interface, extensive sound library, and Max for Live integration. Its benefits include:

- 1. **Live Performance:** Ideal for DJs and electronic musicians with its real-time Session View.
- 2. **User-Friendly:** A straightforward interface that minimizes complexity.
- 3. **Rich Sound Library:** Comes with a diverse collection of instruments and effects.
- 4. **MIDI Power:** Offers powerful MIDI control and routing for creativity.
- 5. **Max for Live Integration:** Seamlessly incorporates Max for Live, allowing users to create custom devices and expand functionality.
- 6. **Stability:** Reliable and rarely crashes, suitable for both studio work and live gigs.

A 30 day trial is available at <https://www.ableton.com/en/trial/> or you can buy it with a student or education discount.

Licensed Ableton Live is installed & available on most Blackbox workstations for HKU students.

Add [this](#) to send [OSC](#) from Ableton to any other software

<https://www.showsync.com/tools#livegrabber>

Learn

click image to go to website



Get started with Live or go deeper into the details – whatever stage you're at you'll find videos to help you take your next steps with Live.

Jump to: [New features in Live 11](#) [Setup](#) [Interface](#) [Instruments & Effects](#) [Workflows](#)

New features in Live 11



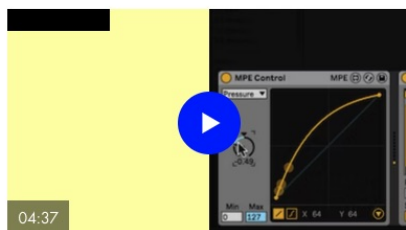
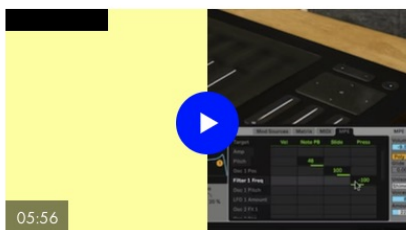
Wavetable: MPE



Comping



Linked-Track Editing



Audacity

Audacity is an easy-to-use, multi-track audio editor and recorder for Windows, macOS, GNU/Linux and other operating systems. Audacity is free, open source software.

download: <https://www.audacityteam.org/download/>

getting started:

<https://www.youtube.com/embed/l2hidKKWGPU>

more help: <https://support.audacityteam.org/>

Beware! Using Audacity to edit your source files is DESTRUCTIVE meaning any adjustments made to your file are permanent. Therefore, good practise is to work in a copy of your original file.

Adobe Audition

Audition is a comprehensive toolset that includes multitrack, waveform, and spectral display for creating, mixing, editing, and restoring audio content. This powerful audio workstation is designed to accelerate video production workflows and audio finishing — and deliver a polished mix with pristine sound.

Part of the Adobe Creative Cloud. Works seamlessly with Adobe Premiere a.o.

Learn the basics on the [adobe website](#)

or watch this to do your first audio recording & edit

https://www.youtube.com/embed/sFLe87ix2_s

Less useful for creating music but awesome for video & podcast:
for example:

- [Easily remix music to fit your video](#)
- [repairing your recorded audio](#)